

WHAT'S IN A NAME? (K-2):

Common Core Standards – Language Arts – Speaking & Listening: [K.SL.4](#), [K.SL.5](#), [K.SL.6](#); [1.SL.4](#), [1.SL.5](#), [1.SL.6](#); [2.SL.4](#), [2.SL.5](#), [2.SL.6](#)

DIRECTIONS:

Watch the National Oceanic and Atmospheric Association's video about discovering a [new breed of octopus](#) in the Hawaiian archipelago.

What did you notice about the octopus? What did it look like? How did it move?

Using what you've observed about the ghost octopus, choose a name for it. Will your name be cute, funny, scary, or based on the octopus' color, size, or shape?

Glue one end of a half-sheet of white scratch paper to a cardboard tube. Wrap the paper around the tube and glue the other end. Let dry overnight.

Make eight vertical cuts along the bottom of the tube to form eight legs.


Draw details (such as facial features and tentacles) with your markers.

Share your octopus with the classmate sitting next to you. Tell him or her the name you chose for your octopus and why you chose that name.




MATERIALS:


cardboard tubes, markers, scissors, white glue, white scratch paper




BOOKS:



[Octopus](#), Louise Spilsbury



[An Octopus is Amazing](#), Patricia Lauber and Holly Keller



[Sand to Sea: Marine Life in Hawaii](#), Stephanie Feeney, Ann Fielding, and Ed Robinson

VIDEO:

[Octopus Power!](#), PBS LearningMedia



WEBSITE:

[Octopus](#), National Geographic Kids