

SEAL PROTECTION CAMPAIGN (3-5):

Common Core Standards – Language Arts – Reading Informational: [3.RI.1](#), [4.RI.1](#), [5.RI.1](#);
Common Core Standards – Mathematics - Number & Operations in Base Ten: [3.NBT.2](#), [4.NBT.2](#), [5.NBT.3](#)

DIRECTIONS:

Read about the [Hawaiian monk seal](#) on the Ke Kai Ola website.

Review the [Endangered Species Categories and Criteria](#) chart.

Which category does the Hawaiian monk seal fall into: vulnerable, endangered, or critically endangered? How many monk seals are left in the wild? How many more would need to exist in order to move to the next highest category? How many more would need to be lost in order to move to the next lowest category?

Design a poster that features a picture of the Hawaiian monk seal and one thing that people can do to help them survive.

When drawing your picture of the seal, think about its facial features and body shape. How big are its eyes? What does its snout look like? How big are its flippers?

When writing your tip for increasing seal survival, think about what you would like to focus on: food supply, water pollution, or contact with humans.


Hang your posters around the classroom and take a look at them. What did your classmates focus on? How does this compare to what you focused on?

MATERIALS:


markers, paper, pencils, white scratch paper




BOOKS:



[The Hawaiian Monk Seal](#), Patrick Ching



[Honey Girl: The Hawaiian Monk Seal](#), Jeanne Walker Harvey and Shennen Bersani



[The Story of Hina](#), Patrick Ching and Pat Hall

VIDEOS:

[Hawaiian Monk Seal Return to Papahānaumokuākea](#), Hawai'i Department of Land and Natural Resources

[In a rare sight, Hawaiian monk seal and her pup make Waikiki beach home](#), Hawai'i News Now

WEBSITE:

[Hawaiian Monk Seal](#), National Geographic