

HIDE AND SEEK (3-5):

Hawai'i Content & Performance Standards - Science - Life & Environmental Sciences: [SC.3.4.1](#), [SC.4.3.2](#), [SC.5.2.1](#)



DIRECTIONS:

Review the information about [Hawaiian bobtail squid](#) on the Monterey Bay Aquarium website.

Draw an outline of the bobtail squid's body on a piece of white scratch paper.

Cut around the outline.

Choose an image from a magazine or a piece of patterned paper to act as a background for your squid.

Fill in your outline with colors and patterns to match the background.

Glue your squid onto the magazine image. Share your piece with your classmates. Can they spot your squid? Can you spot theirs?




MATERIALS:


colored pencils and markers, glue stick or white glue, magazines or patterned paper, scissors, white scratch paper




BOOKS:



[The Fascinating Hawaiian Bobtail Squid](#), Tanya Turner



[Light Organ of a Hawaiian Bobtail Squid](#), Tanya Turner



VIDEO:

[Glowing Squid](#), National Science Foundation

[You're Not Hallucinating, That's Just Squid Skin](#), PBS LearningMedia