

## BABY HONU RACE

(K-2):

Hawai'i Content & Performance Standards – Science – Life & Environmental Sciences: [SC.K.3.1](#), [SC.1.3.1](#), [SC.2.3.1](#)

### DIRECTIONS:

Listen as your teacher reads [Baby Honu's Incredible Journey](#), by Tammy Yee. What happens after Baby Honu hatches from his egg?

Your teacher will divide your class into two groups. One group will use permanent markers to draw a turtle shell on their bottle caps, while the other will draw a crab shell on theirs.

Cut a strip from a piece of scratch paper that fits the width of your bottle cap. When you're done, pass the piece of scratch paper to the classmate sitting next to you.

Roll the strip into a tube large enough for a piece of yarn to run through. Secure with tape.

Tape the paper tube to the top of the bottle cap.

Your teacher will tie a four-foot piece of yarn to one leg of a chair or desk, and tie another four-foot piece of yarn to the leg next to it.

One student from each group will thread the end of a piece of yarn through the tube on top of his or her turtle or crab, while holding onto the cap.

Both students will lift the end of the yarn into the air, and on the count of three, let go of his or her cap. Continue until everyone has had a chance to race.


For each race, note which animal was faster. What does it mean if the turtle reaches the end of the yarn first? What if the crab reaches the end first?

### MATERIALS:


chair or desk, permanent markers, plastic bottle caps, scissors, scratch paper, tape, yarn




### BOOKS:



[The Adventures of Gary and Harry: A Tale of Two Turtles](#), Lisa Matsumoto and Michael Furuya



[Baby Honu Saves the Day](#), Tammy Yee



[Honu](#), Marion Coste and Cissy Gray



### VIDEO:

[How do sea turtles hatch?](#), National Oceanic and Atmospheric Association