

K-3: POET'S GARDEN:

Related academic subjects: fine arts, language arts, and social studies.


1. Write down words or sentences on pieces of paper that relate to your unit of study (rhyming words, colors, animals, etc.).
2. Glue to pieces of paper to make leaves or flowers. Cut cardboard "stems."
3. Vase: Cut slits in bottom of coffee cup & insert stems. (Alternative: use a toilet paper roll for the vase.)
4. Insert stems into slits and glue leaves & flowers on.
5. Decorate vase with fabric, paper, markers, etc.

MATERIALS:


1. Disposable coffee cup or toilet paper roll
2. Magazines, junk mail
3. Paper (white & newspaper)
4. Chipboard (e.g. cereal boxes)
5. Glue sticks
6. Scissors
7. Fabric, dryer lint, markers, etc. for decorating



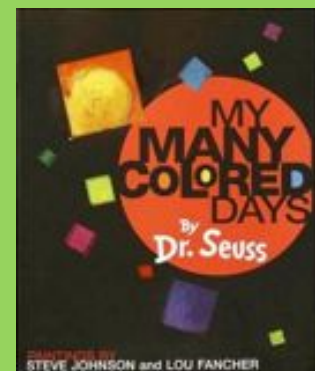
BOOKS:



[*Red Sings from Treetops*, Joyce Sidman](#)



[*The Random House Book of Poetry for Children*](#)



[*My Many Colored Days*, Dr. Seuss](#)

WEBSITES:

[*Poetry Foundation for Children*](#)

[*Scholastic Poetry Resources for Teachers*](#)

[*Edutopia: National Poetry Month: Useful Resources for Teachers & Students*](#)