

K-4: POETRY BOOK:

Related academic subjects: fine arts, language arts, math and social studies.

1. Fold legal paper into 4 equal sections. Glue 2 outside sections of paper to chipboard to make front & back book covers.
2. Talk about words or sentences that relate to your unit of study (rhyming words, colors, animals, feelings, etc.). Write them down and draw them.
3. Cut or tear out your words and drawings. You can also cut out words and images from magazines that relate to your subject.
4. Glue your words, drawings & images into your book.
5. Decorate your book with more drawings & fun embellishments (torn paper, pictures & words from magazines, pop-up windows, etc.).
6. Share your book with your classmates.




MATERIALS:


1. 2 pieces of chipboard (e.g. cereal boxes) cut into 4 in X 9 in rectangles.
2. Magazines, junk mail, paper scraps
3. 1 sheet legal sized paper
4. Glue sticks
5. Scissors
7. Fabric, markers, etc. for decorating




BOOKS:



[*Red Sings from Treetops, Joyce Sidman*](#)



[*The Random House Book of Poetry for Children*](#)



[*Read a Rhyme, Write a Rhyme, Jack Prelutsky*](#)

WEBSITES:

[*Poetry Foundation for Children*](#)

[*Scholastic Poetry Resources for Teachers*](#)

[*Edutopia: National Poetry Month: Useful Resources for Teachers & Students*](#)