


## PRE-K: COLOR SORTING

*Related academic subjects: fine arts, language arts, and mathematics.*

1. Lay out pieces of colored or construction paper (with the names of the colors written with black marker on the top of each sheet for easy visibility).
2. Take a plastic bottle cap from a container of mixed caps.



3. Name the colors of the caps as you sort them.
4. Count the number of caps you have of each color after you're done sorting.
5. Use your sorting and counting skills wherever you go.




## MATERIALS:


1. 8.5" x 11" sheets of colored or construction paper
2. Black markers
3. Plastic bottle caps
4. Medium containers



## BOOKS:



*Hawaii is a Rainbow,*  
Stephanie Feeny



*Brown Bear, Brown Bear, What Do You See?,* Bill Martin Jr.



*Pantone: Colors, Pantone*

## WEBSITES:

[Learn About Color, The Metropolitan Museum of Art](#)

[Learn Colors with Fun Colorful Activities, Mr. Printables](#)

