

K-2: COLOR SENSE POEM

Related academic subjects: fine arts, language arts, and science.

1. Pick your favorite color.
2. Write a sentence that includes something of that color and one of your five senses (sight, hearing, touch, taste, and smell) on a half-sheet of white paper.
3. Repeat this process for all five senses.
4. Create your own illustrations or look for magazine pictures that go with each sentence.




5. Paste the poem on a 8.5" x 11" sheet of paper that's the same color as the one you've chosen.
6. Create a collage with the images on this piece of paper.
7. Hang your finished piece in the class gallery.




MATERIALS:

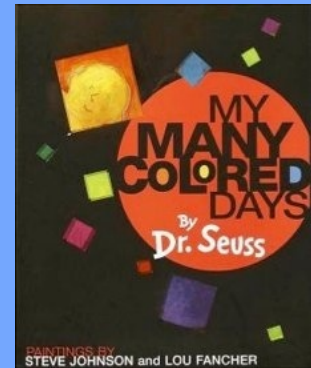
1. Half-sheets of white paper
2. Colored markers
3. 8.5" x 11" sheets of colored or construction paper
4. Glue sticks
5. Magazines
6. Scissors




BOOKS:



[*Read a Rhyme, Write a Rhyme*, Jack Prelutsky](#)



[*My Many Colored Days*, Dr. Seuss](#)



[*Red Is a Dragon: A Book of Colors*, Roseanne Thong](#)

WEBSITES:

[*Five Senses Facts - Dialogue for Kids*, Idaho Public Television](#)

[Children's Poetry, The Poetry Foundation](#)

[Results for descriptive, Scholastic Printables](#)

