

3-5: BOTTLE CAP MATH

Related academic subjects: fine arts, language arts, mathematics.



1. Get 15 plastic bottle caps, five each of three colors.
2. Use one of the cap colors to write even numbers on, another to write odd numbers on, and a third to write the addition, subtraction, multiplication, division, and equal signs on.



3. Use the bottle caps to put numbers in order, create patterns, examine place value, and do equations.
4. Keep a log of these exercises in a composition book organized by exercise type.




MATERIALS:


1. Plastic bottle caps in three colors
2. Permanent markers
3. Composition books
4. #2 pencils




BOOKS:



Math at the Store, Ellen Weiss



Math in the Kitchen, Ellen Weiss



Math on the Playground, Ellen Weiss

WEBSITES:

[Math Facts Bottle Caps](#), [Flapjack Educational Resources](#)

[Math Games](#), [PBS Kids](#)